

**INTERNATIONAL JOURNAL OF ENGINEERING SCIENCES & RESEARCH  
TECHNOLOGY****EXTRACTION OF IMAGE FROM BACKGROUND USING  
CODED MACHINE LANGUAGE****Gregorious Jose C<sup>1</sup>, Suraj Rajappan<sup>2</sup>**<sup>1</sup> Master Student, Department of Electronics and Communication Engineering, of Vidya Academy of Science and Technology, Thrissur, India<sup>2</sup> Assistant Professor, Department of Electronics and Communication Engineering, of Vidya Academy of Science and Technology, Thrissur, India

DOI: 10.5281/zenodo.1227172

**ABSTRACT**

Image edge detection process is one of the important procedure of digital image processing. The main aim of this paper is, to detect a particular image from the background by using coded machine language and separate the image with maximum accuracy. The required image extracted from background is finally reproduced. The image quality assessment research is used to measure the quality of images that is used in process. Due to low image quality and possible factors, the boundary regions of the images may be unclear. The edge detection process makes uncertain edge detection points and resulting improper determination values in the images. To analyze the performance of edge detection process Canny edge detection operator are taken.

**KEYWORDS:** Canny edge detection; Image processing; Generalized algorithm.**I. INTRODUCTION**

The Edge detection process is the most significant in image analysis, including texture feature extraction, image segmentation and shape feature extraction. Here it is based on extraction of the image from the background and reproducing it. Therefore, edge detection becomes mostly essential. In, and it becomes the most effective field of the digital image processing. Researchers have established several edge detection operations, such as Prewitt operator, Kirsch operator, Roberts operator, Sobel operator, that are directly on the image intensity. The Canny edge detection technique is one of the optimum edge detection technique available. It works on three processes: localization of edge, low error rate and single edge detection. To improve the older edge detection approaches, Canny planned two new methods in his technique, double thresholding, suppression and non-maximum to choose the edge detection points.

The edge detection technique based on canny operator, that used in Otsu thresholding technique to calculate the threshold values. There are many methods to image segmentation based on the pixel properties that classifies image segments. The easiest methods are color slicing, grey level thresholding in practical applications. Extra opportunities involve the revealing of local features such as shapes and lines of the image. The edge detection process is generally used to finding the edge feature of images. The edge feature is one of the greatest important and significant feature of image, it can be used to denote the image. In current research, there are several new models are implemented in digital image processing area, like genetic algorithm, particle swarm algorithm, clone selection algorithm, wavelet transform, cellular neural network and more work were focused on the research of digital image processing algorithms.

The gradient-based methods extract the pixel from images based on abrupt changes in pixel intensity. Such as the like Prewitt operators, Robert cross gradient template, Sobel operators, the deformable templates, canny edge detector and the Marr Hildreth edge detector. The common of edge detection techniques fall into the group of local techniques. The center of the pixel is used to identify any local intensity difference that would be indicative of the edge at the pixel. The image eminence development has been deliberate through the field of digital image processing. Images are damaged based different type of noise. One of the best main parts of image restoration is that removing an image based on the noise. The goal of decreasing noise is to remove unwanted

pixels. Noise cleaning can be used as changing each blaring pixel in the image based on the nearest region. The filtering method is varied from one to another based on the accuracy.

The image-processing process involves standard signal-processing techniques and two-dimensional signal used to manipulation and enhancement of an image. Since the images contains large of unwanted data that the most important information edges detection. Edges naturally link to image points when the gray value change meaningfully from one pixel to another pixel. The edges denote the region in the image with representing the image and solid intensity contrast based on the edges. The purpose of identifying exact variations in image intensity is to detect the important measures. By using an edge detection method, image may considerably decrease the quantity of data to be managed and may filter the information based on fewer related. The image feature reveals important data in the production edge and the size of the image is minimized. The edge detection process is one of the methods to solving the difficult of images. In this work we have analyze the performance of sobel, prewitt, canny, robert operators to find the better edge detection method. The performance is measured based on edge detection process, relevancy and accuracy.

## II. LITRATURE SURVEY

The canny algorithm is most frequently used algorithm in digital image processing. This is typically used as normal edge detection technique. Canny used several techniques to estimate and improve the edge detection difficulties. An image is an array of samples of a continuous function which is an order. A variety of analytical functions of varying complexity can be used in approximating image intensities. Often for simple images, piecewise constant or piecewise bilinear functions are convenient for approximations of the intensity values. [1]. This indicator has shown little error rate like edges are localized well and no answer to non-edges. Here the optimum finder delivers good localization, minimal response and good detection [2]. Four filters used to detect vertical, horizontal and diagonal in image. Difficulty of raw image with Gaussian method is used for sound removal. It evaluates image gradient by supercilious local maxima in the gradient route. It uses inception in which great beginnings are used to spot out edges jaggedly and remove the noisy pixels and small edge vales are used for overpowering [3]. Furthermore, there are two factors used in this method which are changeable in automatically thus deliver minimum processing time, flexibility and helpfulness of algorithm [4]. The factors are

- a) The dimension of the Gaussian method like the smoothening removal used in initial phase is minor and hence allow detection of minor sharp lines and cause fewer blurring. The superior filter causes extra blurring so canny algorithm need to identify greater and flatter edges, this is also use bulky blurring radii filter.
- b) The usage of two verges with hysteresis permit extra suppleness in a particular threshold method. Nevertheless, the verge value is set also extraordinary and it can miscue the essential data, it is also set too short it will detect irrelevant data. [5].

Usually associated with a discontinuity in either the image intensity or the first derivative of the image intensity. Discontinuities in the image intensity can be either step discontinuities, where the image intensity abruptly changes from one value on one side of the discontinuity to a different value on the opposite side, or line discontinuities, where the image intensity abruptly changes value but then returns to the starting value within some short distance [6]. Detection of small targets, more specifically cars, has various applications in several domains, such as remote sensing, surveillance, military, and other applications. A novel framework is proposed that has the ability to carry out the robust detection as well as localization of cars in high-resolution. A classification is trained on the extracted features and is then used to decide whether the image under examination belongs to the car subspace or the non-car subspace [7]. Step and line edges are rare in real images. Because of low-frequency components or the smoothing introduced by most sensing devices, sharp discontinuities rarely exist in real signals. Step edges become ramp edges and line edges become roof edges, where intensity changes are not instantaneous but occur over a finite distance [8]. The coordinates of an edge point may be the integer row and column indices of the pixel where the edge was detected, or the coordinates of the edge location at subpixel resolution. The edge coordinates may be in the coordinate system of the original image. The essential idea behind detecting step edges is to find points in the sampled image that have locally large gradient magnitudes. The step edges in real images are not perfectly sharp since the edges are smoothed by the low-pass filtering inherent in the optics of the camera lens and the bandwidth limitations in the camera electronics [9]. Edge detection is essentially the operation of detecting significant local changes in an image. In one dimension, a step edge is associated with a local peak in the first derivative. The gradient is a measure of change in a function, and an image can be considered to be an array of samples of some continuous function of image intensity. The gradient is the two-dimensional equivalent of the first derivative and is defined as the vector [10].

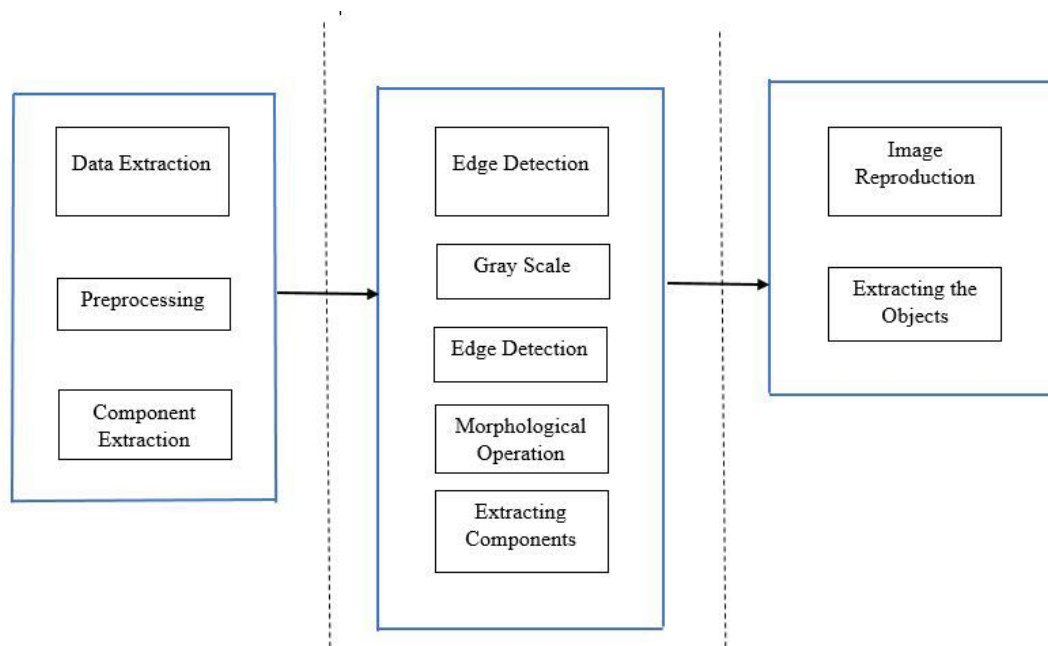
### III. MATERIALS AND METHODS

#### Methodology

To Detect the particular content or area of the image from the given background Edge detection, Contouring image Feature extraction is carried out. The various tasks involved in the process are

- Capturing image using camera.
- Resizing and Noise removal.
- Identifying image of a car by detecting its edges from given background.
- Contour drawing and other morphological operations.
- Image reproduction of contour plotted image.

The current system consists of image edge detection of the car and reproduction of the image. The main aim of this paper is to associates some predominant edge detection algorithms to deals with Laplacian based gradient method. The edge detection is done in x and y axis combined result is presented by enormousness gradient, after edge detection is done. An acceptable edge detection method is the one that delivers minimum errors and it is flexible to several noisy stages. The canny edge method is more flexible while compare with other algorithms. As per the result and discussion the optimal filter results in predictable response that makes the slow computational process in edge detection process. The canny edge detection features provide minimum processing time, fixed amount of time and recursion for desired edge detection. Based on this analysis, we recommend that canny edge detection algorithms better method in edge detection process. The architecture of the system is shown in Figure 1




*Fig. 1. Block diagram of proposed system*


The main process involved is firstly the image is pre-processed such as resizing the image, unwanted noise removal, blurring or sharpening to obtain the edges more precisely. Next image segmentation process is carried out in which edge detection, contour mapping and other morphological operations are carried out. Finally feature extraction procedure is taken place in which the required contour mapped area is reproduced and the image of the car is extracted from the background. The coding is done in MATLAB and also in python. The accuracy of the overall process is noted. This image processing technique can be further improved and use as real time monitoring system to extract the required image from background and used in various application. Further improvement in accuracy and precision is noted.

#### IV. RESULTS AND DISCUSSION

Image is preprocessed that is gray scale conversion as well as resizing the image is done. Next edge detection procedure is carried out to detect the edges and contour plotting is done as part of segmentation process. The required edge of the car is taken and contour is drawn using the algorithm. Finally, the image is feature extracted and the extracted image of the car is obtained. The obtained result is shown figure 2.



*Fig. 2. a) Input Image*



*Fig. 2. b) Extracted car image from background*

#### V. CONCLUSION

Edge detection is an important step for object extraction. Edge detection reduces the storage space consumed by an image. Detection of edges identifies boundaries and objects therefore, it is widely used for image segmentation. Edge detection also helps to extract important features in an image for pattern recognition. Therefore, it is important to get good results from edge detection techniques. Individually the operators do not detect all the edges, therefore the proposed algorithm used to get the required content of the image by edge detection and reproducing the required content. The algorithm used effectively improves the accuracy of edge detection and gets quite an ideal edge detection effect.

The obtained result is useful in the real time implementation as well as future enhancement in obtaining the required content of the image that can be implemented in various fields such as medical and industrial fields.

#### VI. ACKNOWLEDGEMENTS

We would like to show our gratitude towards Dr. Sudha Balagopalan, Principal, Vidya Academy of Science and Technology for giving us sole co-operation and encouragement. We thank Dr. S. Swapna Kumar, HOD for assistance and Sruthi. M, Co-ordinator for the comments that greatly improved the manuscript. We thank our colleagues who provide insight and expertise that greatly assisted the project work.

#### VII. REFERENCES

- [1] G Canny J. "A Computational Approach to Edge Detection", IEEE Transaction on Pattern Analysis Machine Intelligence, vol. 8, no. 6, pp. 679 698, 1986.
- [2] Er-sen L, Shu-long Z, Bao-shan Z, Yong Z, Chaogui X, Li-hua S. "An Adaptive Edge Detection Method Based on The Canny Operator", IEEE Int. Conf. Environmental Sci. and Inform. Application. Technology 2009; p. 265269.



- 
- [3] H.A. Firpi, E.D. Goodman, "Designing templates for cellular neural networks using particle swarm optimization", ISIT, pp. 119123, 2004.
  - [4] A. Basturk, E. Gunay, "Clonal selection algorithm based cloning template learning for edge detection in digital images with CNN", IEEE Conf. Sig. Process. Communication, pp. 14, 2008
  - [5] X.S. Tian, "A novel image edge detection algorithm based on prewitt operator and wavelet transform", Intl. J. Adv. Computation. Technology. 4, pp. 7382, 2012.
  - [6] D.W. Yang, H.W. Li, H.M. Peng, "Reduced-reference image quality assessment based on Roberts derivative statistic model of natural image", J. Comput. Inform. Syst. 8, pp. 18371844, 2012.
  - [7] N. Kanopoulos, N. Vasanthavada, R. Baker, "Design of an image edge detection filter using the sobel operator", IEEE J. Solid State Circ. 23, pp. 358367, 1988.
  - [8] A. Garrido, N.P. de la Blanca, "Applying deformable templates for cell image segmentation", Pattern Recognition. 33, pp. 821832, 2000.
  - [9] D. Marr, E. Hildreth, "Theory of edge detection", Proc. R. Soc. London. 207, pp. 187–217, 1980.
  - [10] E.M. Javad, P. Hossein, "A novel automatic synthetic segmentation algorithm based on mean shift clustering and canny edge detector for aerial and satellite images", Int. Rev.7, pp. 1122–1129, 2012.

#### CITE AN ARTICLE

It will get done by IJESRT Team